

Product Data sheet : Current Transformer- CT1052

Date : 19.08.2010

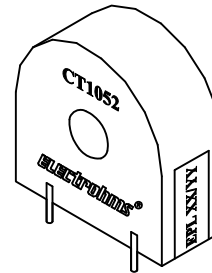
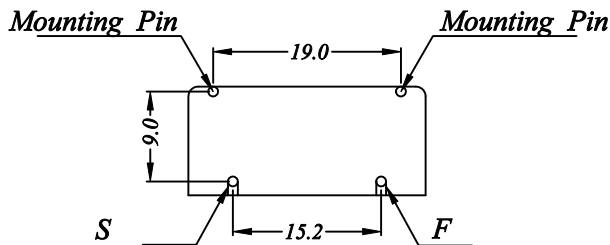
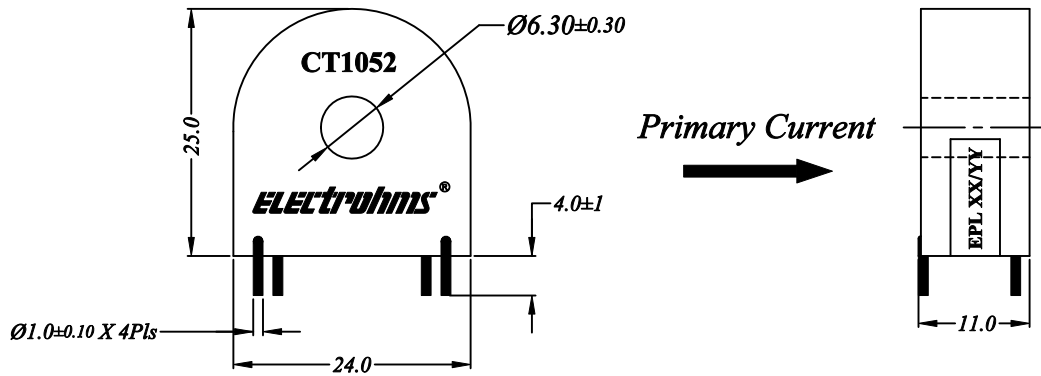
Rev : 02

Page 1 of 1

Customer: Standard Type

Customer's part No.: ---

MECHANICAL DIMENSIONS



Termination:- F : Finish, S : Start

GENERAL TOL. ±0.3 mm	
ALL DIMENSIONS ARE IN 'mm'	

FEATURES :

- Low Amplitude Error & Phase Error.
- Encapsulated & P.C. Mountable.
- Whole Current application.

SPECIFICATIONS **

PARAMETERS	VALUES
Current Range	0.25 – 20 Arms
Frequency of Operation	50/60 Hz
D C R@ 25°C	120-145 Ω
Turns Ratio	1 : 2500
Recommended Secondary Burden	90.0 Ω (Resistive)
Amplitude Error	<0.5%
Phase Error	<0.5°
Inductance @ 0.3 Vrms, 100Hz, Lp	≥ 90H
Operating Temperature Range	- 10 °C to + 60 °C.

** Specifications subject to change.

Note :

Amplitude error and Phase error values are guaranteed with recommended Secondary burden. Refer to ELECTROHMS Product Design Group for use of burden other than recommended Secondary burden.

Electrohms Pvt. Ltd.,
Unit 1: #67/6-1, Ullas Theatre Road,
Industrial suburb,
Yeshwanthpur,
Bengaluru - 560 022, India.

www.electrohms.com
e-mail: sales@electrohms.com

Unit 2: #129 EPIP 2nd phase,
KIADB Industrial area,
Whitefield,
Bengaluru - 560 066, India.