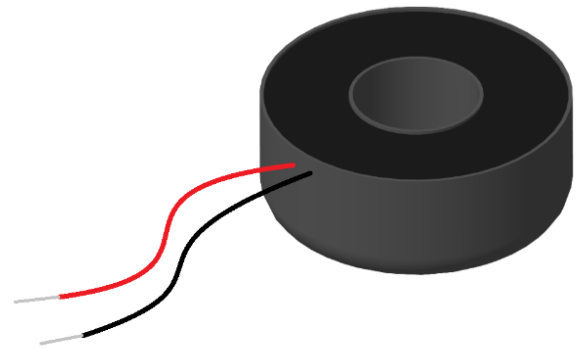


$I_{PN} = 300A$ 

Features

- Low amplitude error & phase error

Advantage

- Excellent accuracy
- Very good linearity
- Low temperature drift

Applications

- Metering application
- Relay application

Application domain

- Commercial
- Industrial

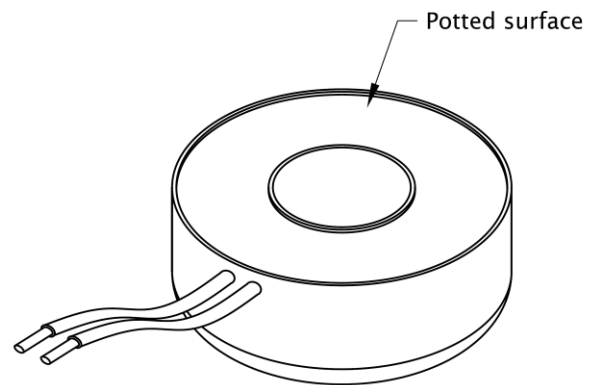
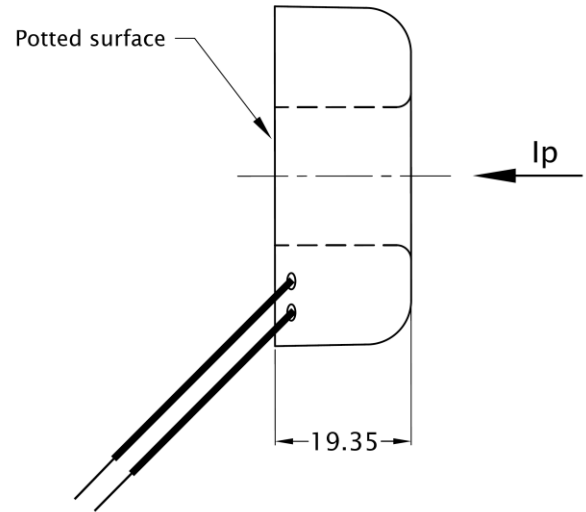
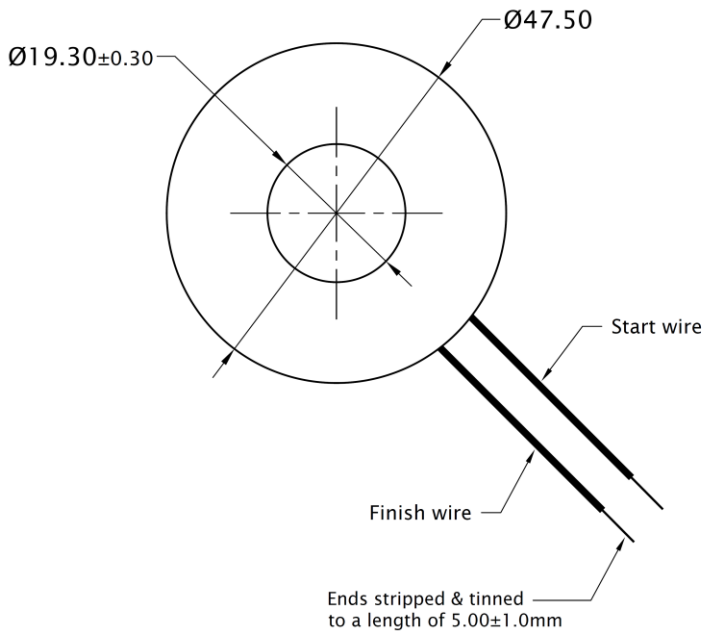
Specifications @ 25°C

Parameters	Symbol	Value	Units
Primary current range	I_p	1-300	Arms
Operating frequency	f	50/60	Hz
Half wave sine wave rectified, current amplitude	----	---	---
Secondary turns	N_s	2000	
Secondary winding resistance	R_s	≤ 21	Ω
Recommended secondary burden resistance	R_b	6.8	Ω
Amplitude error	AE	+/-0.1	%
Phase error	PE	<0.1	$^\circ$
Inductance @ 0.3Vrms, 100Hz, parallel mode	L	≥ 65	H
Operating temperature range	T_{opr}	-40 to +85	$^\circ C$
Storage temperature range	T_{stg}	-40 to +85	$^\circ C$
Dielectric strength between rod inserted in the primary opening and secondary terminals, @ 50Hz, 60 seconds	V_d	4.0	kVrms
Mass	m	80	g

Amplitude error (AE) and phase error (PE) values are guaranteed with recommended secondary burden resistance values. Contact ELECTROHMS design group for use of burden other than recommended secondary burden resistance.

Mechanical dimensions

GENERAL TOL. ±0.5 mm	
ALL DIMENSIONS ARE IN 'mm'	SCALE - NTS



Termination Details	
S (Start FL1)	PVC wire 7 X 0.2mm, 24 AWG, Red colour - 300 +/-5.0 mm Length.
F (Finish FL2)	PVC wire 7 X 0.2mm, 24AWG, Black colour 300 +/-5.0 mm Length.

Notes:

- The start & finish of the CT will be as shown in the figure, when primary current flows in the direction of arrow.
- Also available with UL approved materials on request.

Safety



- When operating the current transformer, primary busbar can carry hazardous voltage.
- Risk of electrical shock when current transformer is operated with secondary in open condition with primary winding energised.

General information:

Electrohms reserves the right to make modifications on products for improvements without prior notice.