

Representative image only

Features

- Isolation

Advantage

- -----

Applications

- Relay application

Application domain

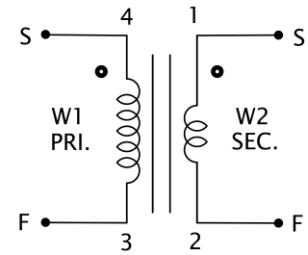
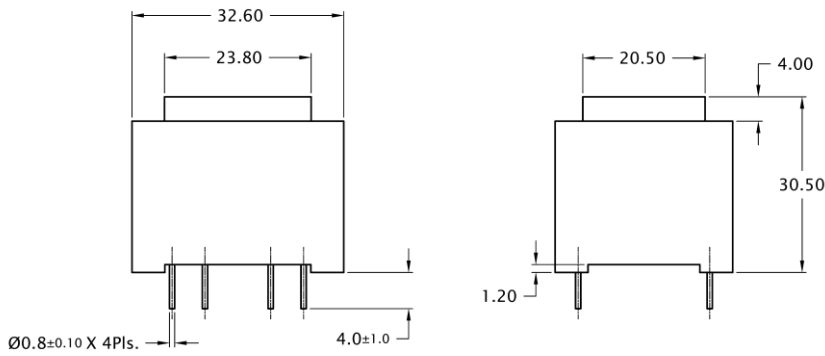
- Commercial
- Industrial

Specifications @ 25°C

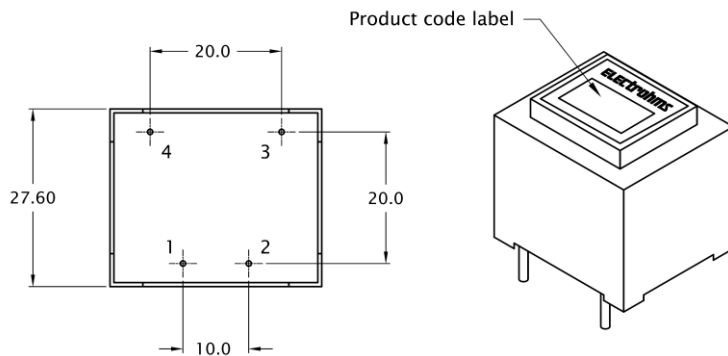
Parameters	Symbol	Value	Units
Voltage input nominal	V_{in}	110	V
Voltage input maximum	V_{im}	220	V
Voltage output @ nominal input	V_o	2.3	V
Operating frequency	f	50/60	Hz
Turns ratio	N	47: 1	---
Primary winding resistance	R_p	3.06 K - 4.14K	Ω
Secondary winding resistance	R_s	11.88 - 15.12	Ω
Recommended secondary burden resistance	R_b	3.3	K Ω
Inductance @ 0.3Vrms, 100Hz, parallel mode	L	-----	H
Operating temperature range	T_{opr}	-10 to +60	°C
Storage temperature range	T_{stg}	-10 to +60	°C
Dielectric strength between primary and secondary terminals, @ 50Hz, 60 seconds	V_d	4	kVrms
Mass	m	83	g

The transformer error values are guaranteed with recommended secondary burden resistance values. Contact ELECTROHMS design group for use of burden other than recommended secondary burden resistance.

Mechanical dimensions



● Indicates start



Tolerance unless otherwise specified

0.5 up to 3 in mm	3 up to 6 in mm	6 up to 30 in mm	30 up to 120 in mm	120 up to 400 in mm	400 up to 1000 in mm	ALL DIMENSIONS ARE IN 'mm'	
± 0.20	± 0.30	± 0.50	± 0.80	± 1.20	± 2.0	SCALE -NTS	

Termination Details	
Pin 1 & 4	Start
Pin 2 & 3	Finish

Notes:

- The start & finish of the transformer and winding schematic will be as shown in the figure.

Safety



- When operating the transformer will carry hazardous voltage.

General information:

Electrohms reserves the right to make modifications on products for improvements without prior notice.